



PP100 N

ABSOLUTE DEPTH FILTER ELEMENTS

Process Filtration

Donaldson LifeTec™ PP100 N filters are absolute rated depth type filters constructed of 100% polypropylene. They contain a graded density polypropylene microfiber filter medium that provides a tapered pore structure. The PP100 N filters deliver superior flow rates and high throughput, with absolute micron and submicron particulate retention and high dirt holding capacity. Their all-polypropylene construction provides broad chemical compatibility and low extractable levels in a wide range of fluids and applications.

The filter's polypropylene media is a self-bonded structure comprised of multiple layers of successively finer fibres and smaller pores. This state-of-the-art design results in a highly porous, tapered pore structure consistent of a controlled absolute rated inner layer and several outer prefilter layers which substantially increase the dirt holding capacity.

All components meet the EU and USA requirements for Food Contact Use in accordance with CFR (Code of Federal Regulations) Title 21 and EC/1935/2004 and subsequent amendments. The filter element is manufactured in accordance with the GMP requirements as defined in EC/2023/2006, has no migration of filter media, is non-fiber releasing and is thermally welded.

All materials used do not contain any Substances of Very High Concern (SVHC) as defined in EC/1907/2006 and EC/65/2011.



PP100 N

FEATURES & BENEFITS

- Absolute particle removal
- Asymmetrical pore structure for longer service life
- Highly durable polypropylene construction
- Excellent flow rate
- Approved for Food Contact Use according to CFR Title 21 & EC/1935/2004

APPLICATIONS

INDUSTRIES & APPLICATIONS		
Mineral Water	Chemical	Wineries
Soft Drinks	Breweries	Environmental
FOOD & BEVERAGE FILTRATION		
Bottled Water	Beer	Spirits
Soft Drinks	Wine	Syrups

CHEMICAL PURIFICATION		
Acids	Alcohols, Aldehydes	Esters and Ketones
Bases	Etchants	Photolithographic Liquids
Complexing Agents	Chlorinated and Fluorinated Solvents	

SPECIFICATIONS

QUALITY TEST

- All final filter elements are integrity tested to verify compliance with established quality and design specifications and to assure consistent and reliable performance.
- The traceability of each filter element according to EC/1935/2004 is provided by serial number.
- All filters show no migration of the filter medium and are non-fiber releasing.
- All PP100 N filter elements are completely staged, assembled, tested and packaged in Class 7 clean room facility, whose Quality Management System is approved by an accredited registering body to the appropriate ISO 9001 Quality Systems Standard.

MATERIAL COMPLIANCE USA

All components of the PP100 N filter element are FDA listed for food contact use in the Code of Federal Regulations (CFR), Title 21.

MATERIALS		CFR TITLE 21
Filter Material	Polypropylene	177.1520
Upstream Support	Polypropylene	177.1520
Downstream Support	Polypropylene	177.1520
Outer Guard	Polypropylene	177.1520
Core	Polypropylene	177.1520
End Caps	Polypropylene	177.1520
O-Rings	EPDM	177.2600
	Silicone	177.2600
Sealing Method	Thermal Bonding	

MATERIAL COMPLIANCE EU

The PP100 N filter element meets the guideline for Food Contact Use as given in European Regulation (EC) Number 1935/2004. All polymeric components (polypropylene) meet the requirements of EU Directive EC/10/2011 relating to plastic materials and articles intended to come into contact with foodstuffs. Migration tests have been carried out in simulants (B, D1) after flushing or in flow conditions. All materials used do not contain any Substances of Very High Concern (SVHC) as defined in EC/1907/2006 (REACH Guideline) and EC/65/2011 (RoHS Guideline) and are free of any latex-based components. Furthermore the materials do not contain any Animal Derived Ingredient (ADI-free) and thus bear no risk of transmitting TSE and BSE.

INTEGRITY TESTING

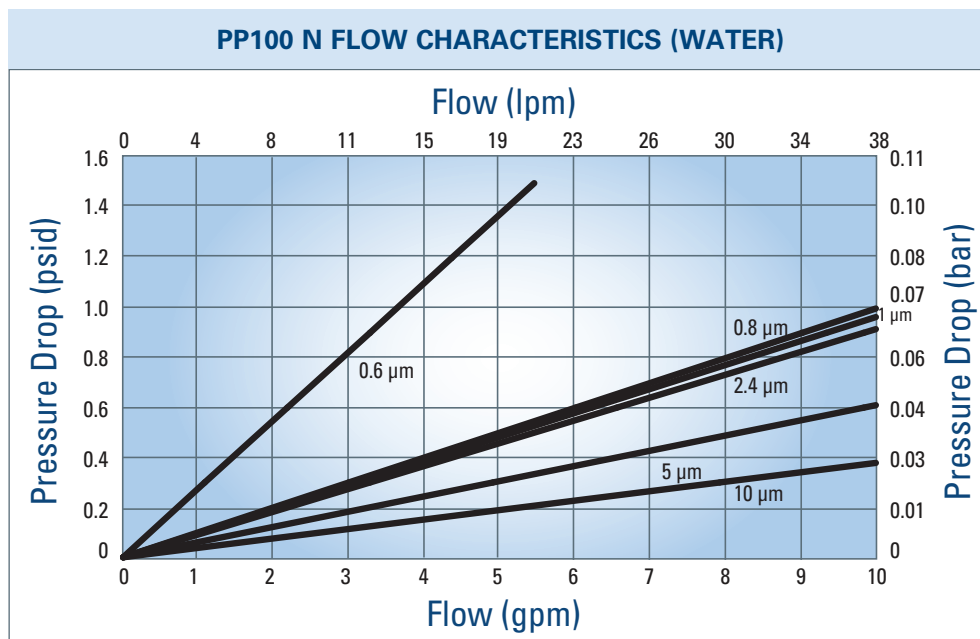
RETENTION*			
Retention Rate	Percent Removal		
	99.98%	99%	90%
0.6	0.6 µm		
0.8	0.8 µm		
1	1.0 µm	< 0.5 µm	
2.4	2.4 µm	2 µm	> 0.5 µm
5	5 µm	> 1 µm	< 0.5 µm
10	10 µm	< 6 µm	> 2 µm

For information on test equipment or test services, please contact your Donaldson Sales Engineer and visit our website at www.donaldsonprocessfilters.com.

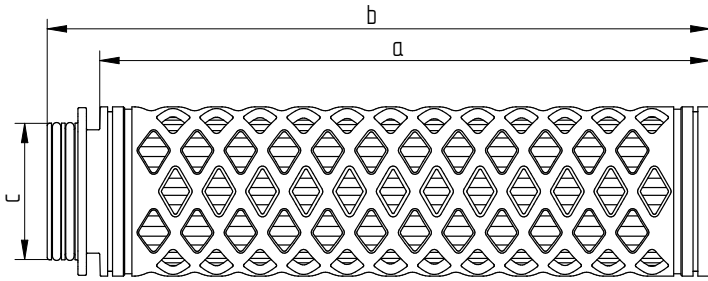
Absolute Retention Rates	0.6 µm, 0.8 µm, 1 µm, 2.4 µm, 5 µm, 10 µm			
Filtration Surface	>= 0.6 m ² per 254 mm element (10")			
Maximum Differential Pressure	Operating Temperature		Differential Pressure	
	38° C	100° F	5.52 bar	80 psi
	66° C	150° F	4.14 bar	60 psi
	82° C	180° F	2.07 bar	30 psi
Cumulative Steaming Time**	250°F Saturated Steam: > 100 cycles (30 minutes)			

*Particle testing not certified by NSF.

**Figures are based on lab tests to evaluate steaming resistance. Filter elements need to be checked in actual use. Contact Donaldson for recommended Autoclaving/Steaming procedures.

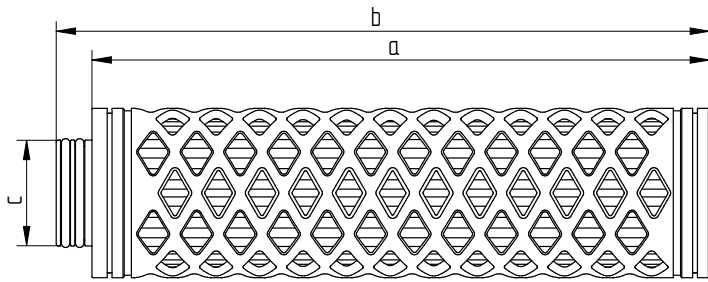


DIMENSIONS



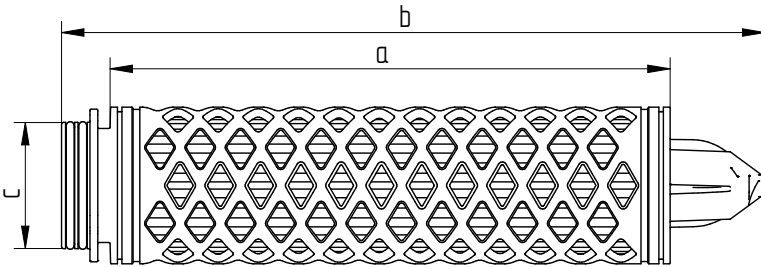
CODE 2 Connection							
Filter Size		Dimensions					
		a		b		c	
mm	in.	mm	in.	mm	in.	mm	in.
254	10	254	10.0	274	10.8	56	2.2
508	20	495	19.5	516	20.3	56	2.2
762	30	737	29.0	757	29.8	56	2.2
1016	40	978	38.5	1001	39.4	56	2.2

Code 2: 2 x 226 O-Rings, bayonet 2 locking tabs, flat end cap, integrated reinforcement ring



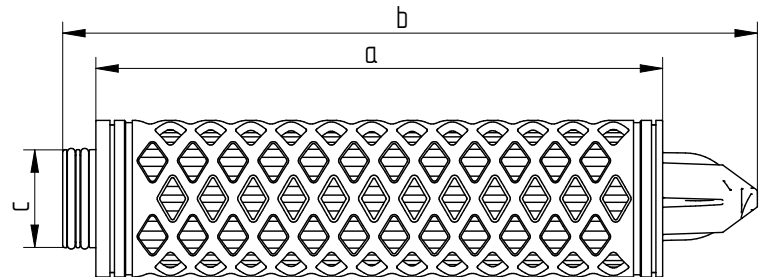
CODE 3 Connection							
Filter Size		Dimensions					
		a		b		c	
mm	in.	mm	in.	mm	in.	mm	in.
254	10	257	10.1	272	10.7	43	1.7
508	20	498	19.6	513	20.2	43	1.7
762	30	739	29.1	754	29.7	43	1.7
1016	40	983	38.7	998	39.3	43	1.7

Code 3: 2 x 222 O-Rings, plug connection, flat end cap, integrated reinforcement ring



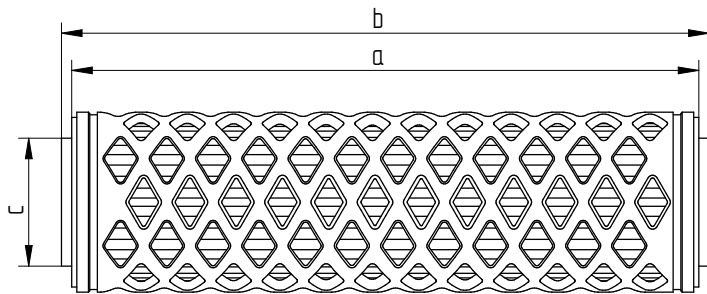
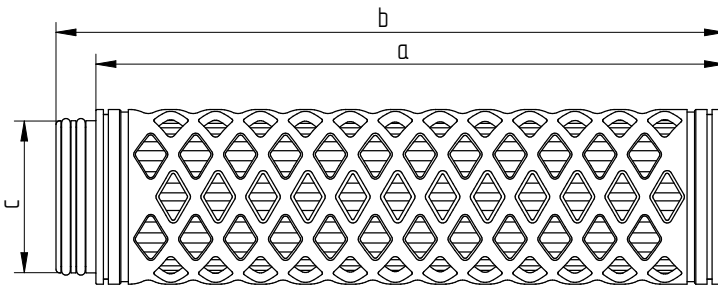
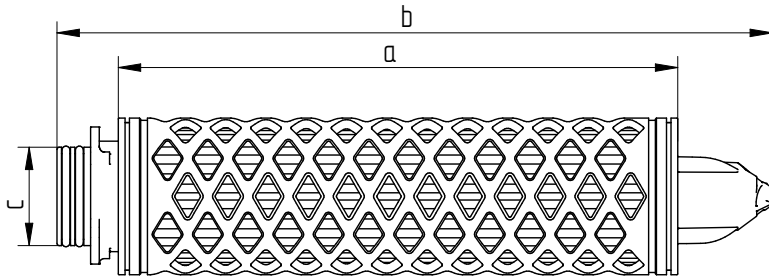
CODE 7 Connection							
Filter Size		Dimensions					
		a		b		c	
mm	in.	mm	in.	mm	in.	mm	in.
254	10	251	9.9	315	12.4	56	2.2
508	20	493	19.4	556	21.9	56	2.2
762	30	734	28.9	800	31.5	56	2.2
1016	40	978	38.5	1041	41.0	56	2.2

Code 7: 2 x 226 O-Rings, bayonet 2 locking tabs, locating fin, integrated reinforcement ring



CODE 8 Connection							
Filter Size		Dimensions					
		a		b		c	
mm	in.	mm	in.	mm	in.	mm	in.
254	10	254	10.0	310	12.2	43	1.7
508	20	495	19.5	554	21.8	43	1.7
762	30	739	29.1	795	31.3	43	1.7
1016	40	980	38.6	1036	40.8	43	1.7

Code 8: 2 x 222 O-Rings, plug connection, locating fin, integrated reinforcement ring



NSF certification with exception of DOE connection

CODE 9 Connection							
Filter Size		Dimensions					
		a		b		c	
mm	in.	mm	in.	mm	in.	mm	in.
254	10	249	9.8	320	12.6	43	1.7
508	20	493	19.4	561	22.1	43	1.7
762	30	734	28.9	805	31.7	43	1.7
1016	40	975	38.4	1046	41.2	43	1.7

Code 9: 2 x 222 O-Rings, bayonet 3 locking tabs, locating fin, integrated reinforcement ring

UF Connection							
Filter Size		Dimensions					
		a		b		c	
mm	in.	mm	in.	mm	in.	mm	in.
254	10	251	9.9	269	10.6	61	2.4
508	20	493	19.4	511	20.1	61	2.4
762	30	737	29.0	752	29.6	61	2.4

Code UF: 2 x 226 O-Rings, plug connection, flat end cap, integrated reinforcement ring

DOE Connection							
Filter Size		Dimensions					
		a		b		c	
mm	in.	mm	in.	mm	in.	mm	in.
254	10	244	9.6	249	9.8	51	2.0
508	20	500	19.7	505	19.9	51	2.0
762	30	754	29.7	759	29.9	51	2.0
1016	40	1008	39.7	1013	39.9	51	2.0

DOE: Double open end with EPDM gaskets



donaldson.com/process

Donaldson Company, Inc.
Minneapolis, MN

Contact us



Important Notice: Many factors beyond the control of Donaldson can affect the use and performance of Donaldson products in a particular application, including the conditions under which the product is used. Since these factors are uniquely within the user's knowledge and control, it is essential the user evaluate the products to determine whether the product is fit for the particular purpose and suitable for the user's application. All products, specifications, availability and data are subject to change without notice, and may vary by region or country.

F117018 ENG (01/24) PP100-N-Absolute-Depth-Filter ©2024 Donaldson Co., Inc. All Rights Reserved. Donaldson and the color blue are marks of Donaldson Company, Inc. All other marks belong to their respective owners. {Contains Donaldson proprietary technology.}