



iCue™ Connected Filtration Service for Dust Collectors



Providing actionable insights when and where you need them.

Simplifying Dust Collector Maintenance

Effectively monitoring and maintaining complex industrial equipment is becoming increasingly difficult for maintenance managers and plant engineers. Donaldson iCue™ connected filtration service was developed to digitally monitor dust collection equipment performance for customers. With Donaldson iCue connected filtration service, the insights help users manage their dust collectors.

- **Reduced Downtime**

- Monitor key parameters on the collector and proactively address changes
- Set and configure alarms so you receive notifications when your dust collector is operating outside of set parameters for your facilities and processes

- **Support Efficient Maintenance and Operation**

- Monitor the status of all your dust collectors from a single web-based dashboard
- Catch issues before they create larger, more time intensive corrective action

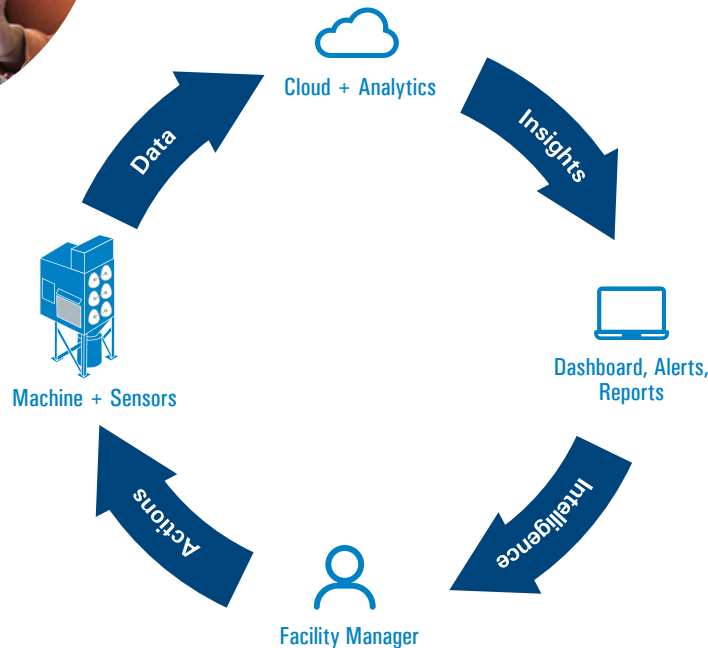
- **Provide Intelligent Insights**

- View real-time and historical data to aid in troubleshooting and optimization of your dust collection operations
- Receive weekly reports summarizing the status and performance of your dust collectors to help support your efforts to maintain a safe and compliant work environment

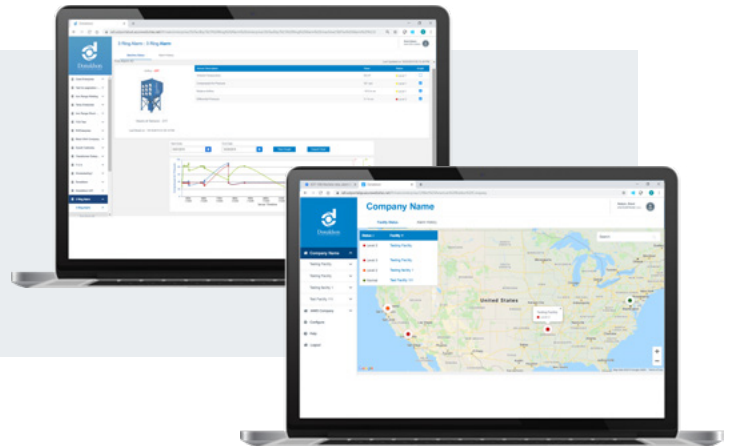


How it Works

Our remote sensing subscription service provides a variety of sensor options that enable operators to track the parameters that are most critical to their unique operations. A connected device sends machine data to Donaldson’s secure cloud where data is turned into actionable insights.



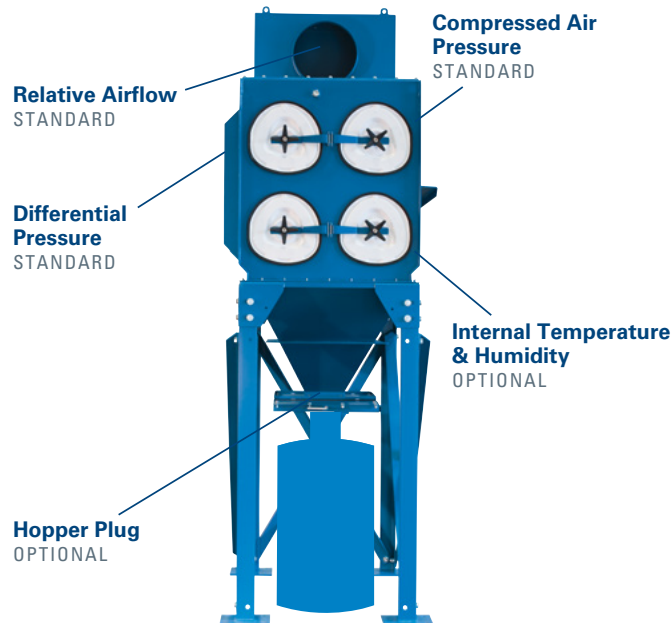
A web-based dashboard enables operators to see the status of all dust collection equipment across the operation as well as to configure alarm levels and notifications. Data from equipment is then consolidated to a single dashboard. Donaldson also provides a secure cloud and network communication to keep data separated from your internal networks.



Flexible and Easy Installation

The sensor integrated gateway is comprised of multiple sensors that tie into existing air lines and measure differential pressure, compressed air pressure and relative airflow

- Available for Donaldson collectors and other major dust and fume collector brands
- Available as an add-on option with new Donaldson dust collectors
- Easy installation – cellular gateway mounts to dust collector magnetically
- No need to modify or replace existing controller
- Secure cloud and network communication to keep data separated from your internal networks





For more information about Donaldson's connected solutions, please contact us at connectedsolutions-europe@donaldson.com

Important Notice

Many factors beyond the control of Donaldson can affect the use and performance of Donaldson products in a particular application, including the conditions under which the product is used. Since these factors are uniquely within the user's knowledge and control, it is essential the user evaluate the products to determine whether the product is fit for the particular purpose and suitable for the user's application. All products, product specifications, availability and data are subject to change without notice, and may vary by region or country.



Donaldson.

Donaldson Europe B.V.B.A

Interleuvenlaan 1
B-3001 Leuven · Belgium
Phone + 32 (0) 16 38 38 11

<https://www.donaldson.com/en-be/connected-solutions>

<https://shop.donaldson.com>

F119096 EUK (02/2020) Connected Solutions for Dust Collectors ©2018-2019 Donaldson Company, Inc. All Rights Reserved.
Donaldson, Torit, iCue, and the color blue are marks of Donaldson Company, Inc. All other marks belong to their respective owners.