


Installation Guide

Gauge Installation
P902973 Bulk Fuel Tank Kit




This manual is the property of the owner. Donaldson Company reserves the right to change design and specifications without prior notice. Do not make any system modifications or adjustments that would alter the original design. Modifications may result in denial of warranty coverage. Consult your Donaldson dealer if you have questions regarding the assembly, operation, maintenance or warranty. Illustrations are for reference only as actual product may vary.



Donaldson filter head assembly P576565 has 4 x 1/8" NPT gauge ports. The gauge should be installed into one of the upstream ports on either side of the head as preferred. We recommend the use of fuel resistant thread sealant on the gauge.

Upstream gauge port

Flow direction indicated by arrow




STEP 1:



Using a correctly sized tool, undo the port plug in the selected port by rotating in an anti-clockwise direction.

STEP 2:



Screw the gauge firmly into the gauge port. Gently tighten with a correctly sized spanner until the gauge is correctly oriented for viewing. Do not over-tighten.



The gauge is only intended for use with a pump. When the filter is new, the gauge will display the fluid pressure before the filter. As the P574959 filter loads with contamination, this pressure will gradually increase. The filter should be replaced when the flow pressure exceeds 25psi, or reaches the maximum pressure of the delivery pump, whichever is lower, or when the flow rate becomes unacceptably slow.

Note: Pressure should be read while fluid is flowing, to give a true indication of the filter condition.

NOTE: If a significant volume of water is present in the fuel, the filter may rapidly display an increase in pressure. As the filter will not allow any free water to pass, it may reach capacity in a short period of time. In this event, the tank should be inspected for a significant volume of water. Any water found should be manually drained or syphoned from the tank. Install a new P574959 filter after this process has been completed.

If the system is gravity fed, and no pump is used, the gauge should not be used as it may not indicate any significant pressure. Gravity will provide only approx. 1psi for every 1m of head height of the tank above the filter. For gravity fed systems, we recommend replacing the P574959 filter when the flow rate becomes unacceptably slow.