



Clean Fuel & Lubricant Solutions

Single Filter Head 1 1/4" NPTF

P570330

Clean Solutions filter heads can handle up to 65 gpm / 246 lpm. They feature robust, aluminum construction with steel inserts to minimize metal-to-metal galling between the head and the filter, even when used with diesel fuel.

Viton® seals are compatible with the widest range of fluids and maintain integrity in cold weather. The head is leak-free, ensuring that fluids stay in and contaminants stay out.

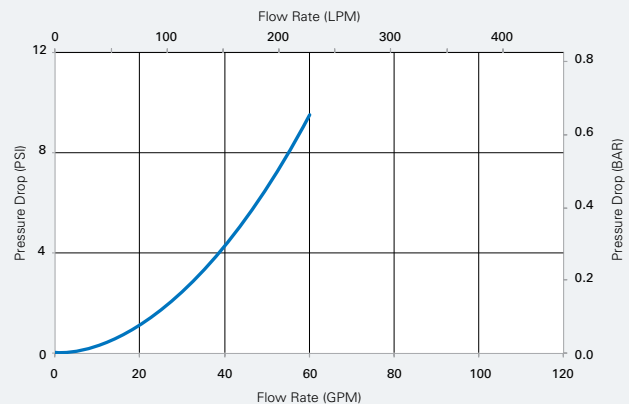
For maximum cleanliness, use Clean Solutions heads with Clean Solutions filters.



SPECIFICATIONS

Connection	1 1/4" NPTF
Filter Quantity*	1
Max. Flow Range**	65 gpm / 246 lpm
Fluid Compatibility	All diesel fuels and lubricants
Working Pressure	350 psi / 2413 kPa / 24.1 bar
Rated Static Burst	800 psi / 5520 kPa / 55.2 bar
Operating Temperature	-40 to 245 °F / -40 to 118 °C
Indicator Port	Use to adapt pressure gauges or sampling ports (sold separately)
Construction	Aluminum head with threaded steel inserts and Viton™ seals
Compatible Filters	DBB8664, DBB8665, DBB8666, DBB5333, DBB0248, DBB8777, DBB7733

Single Filter Head Pressure Drop



*Filters sold separately

**Actual flow rate varies based on fluid viscosity, pumping pressure and filter loading.

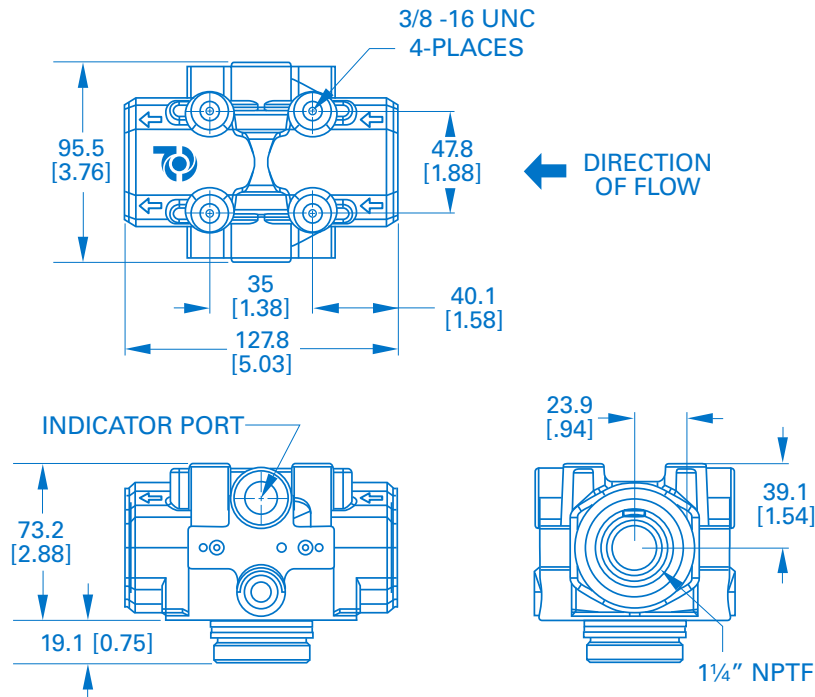
FEATURES

- Steel inserts safe for use with diesel fuel
- Pre-ported for optional pressure gauges or service indicators
- Convenient NPTF 1 1/4" connection
- Flow rates up to 65 gpm / 246 lpm

APPLICATIONS

- For use with Clean Solutions filters
- All diesel fuels and lubricants
- Lower working pressure systems (up to 350 psi / 2413 kPa / 24.1 bar)

DIMENSIONS

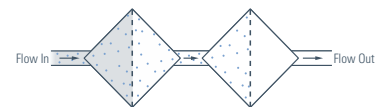


INSTALLATION

- Install on pressure side of pump with arrows pointing in direction of flow
- If needed, use thread sealant to install pipe fittings to convert head to existing connections
- Install filter head(s) into the system per local codes and regulations
- Ensure sealing face is clean, then oil lightly o-rings on both head and filter
- Install filter on head by spinning clockwise, tighten 1/2 turn after filter seats in gasket
- Allow 1 1/2" / 38.1 mm clearance to change filters
- Not for use in high pressure applications (over 350 psi / 2413 kPa / 24.1 bar)

2 Single Heads in Series

Two filter heads may be installed in series to accommodate the addition of a water absorber in the secondary position.



REPLACEMENT PARTS & MAINTENANCE SCHEDULE

- Use with Clean Solutions filter models DBB8664, DBB8665, DBB8666, DBB5333, DBB0248
- Service filter when flow slows or predetermined differential pressure is reached
- Isolate filter and relieve pressure prior to servicing
- Loosen filter by rotating counter clockwise using strap wrench
- Install clean filter by rotating clockwise, tighten 1/2 turn after filter seats in gasket
- Use strap wrench if needed, but do not over tighten
- Dispose of used filter appropriately

MyCleanDIESEL.com

Achieve More.

Visit MyCleanDiesel.com for your own Clean Solutions.



Donaldson Company, Inc.
Minneapolis, MN USA

855-518-7784 (USA/Canada)

MyCleanDiesel.com
donaldsonfilters.com

Need a Clean Solution?

As a global organization, we have offices throughout the world. Please direct your inquiry to clean.solutions@donaldson.com. This will enable us to address your inquiry in the shortest possible time.

Mexico	Brazil	South East Asia	Korea
Latin America	Europe & Middle East	Greater China	Australia
Caribbean	South Africa	Japan	India

Brochure No. F111525 ENG (2/15)

© 2015 Donaldson Company, Inc. All rights reserved. Donaldson Company, Inc. reserves the right to change or discontinue any model or specification at any time and without notice. Printed in the U.S.A.