



Donaldson
FILTRATION SOLUTIONS

Clean Fuel & Lubricant Solutions **INLINE 8 FILTER MANIFOLD**

1KDF1008

Clean Solutions Filter Manifolds expand capacity and increase flow rate beyond the capability of a single or dual filter head. The Inline 8 filter Manifold is constructed of heavy duty carbon steel with no external aluminum. The product is designed to remove contaminant from bulk diesel and lubricant applications.

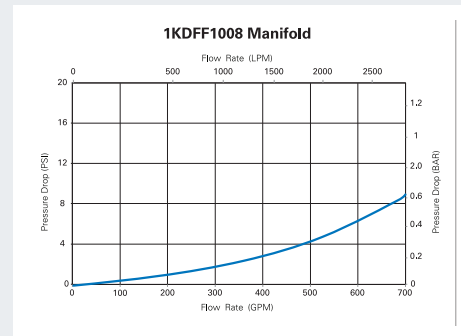
Dividing the flow between multiple filters plumbed in parallel slows the flow rate per filter, reducing pressure drop and extending filter life.

A variety of filter medias are available to meet the specific application requirements.



SPECIFICATIONS

Filter Quantity*	8
Mounting Connection	4" ASA 150 Flanges
Max. Flow Range**	450 gpm / 1700 lpm
Shipping Weight	110 lbs / 50 kg
Pressure Gauges (10 Bar Bottom Entry)	Includes up-stream and down- stream pressure gauges
Fluid Compatibility	All fuels and lubricants
Working Pressure	150 psi / 1034 kPa / 10.3 bar
Construction	No External Aluminum
Compatible Filters	DBB8664, DBB8665, DBB8666, DBB8777, DBB0248
Accessories (Sold Separately)	1KDF1005 Blanking Cap P924265 Pressure Gauge
Operating Temperature	-40 to 245 °F / -40 to 120 °C



* Filters sold separately

** Actual flow rate VARIES based on fluid VISCOSITY, pumping pressure and filter loading.

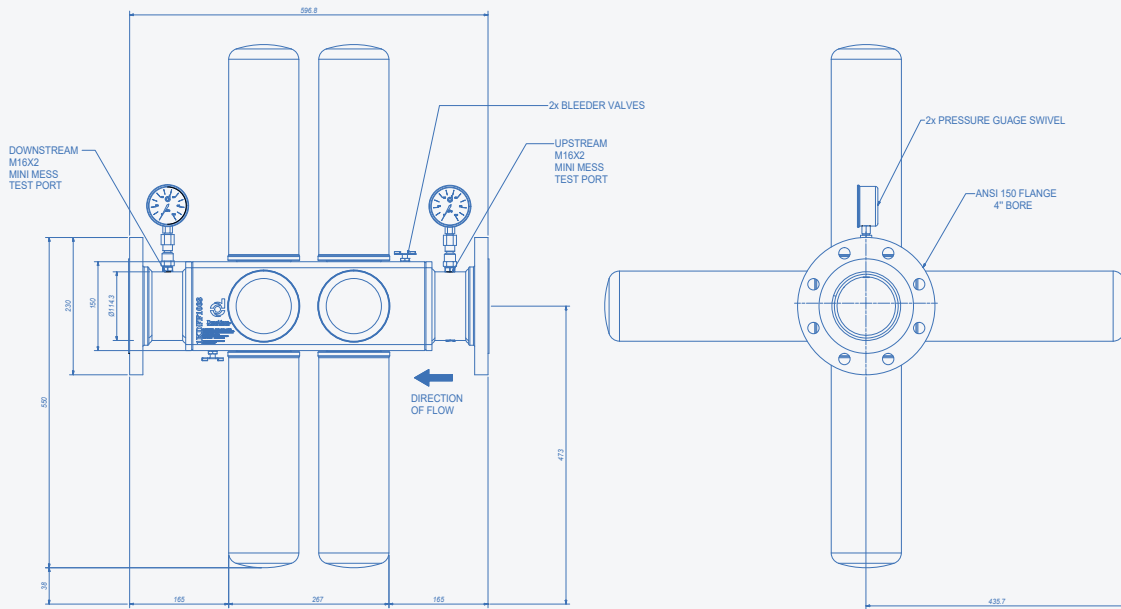
FEATURES

- Fast, easy and safe to service
- Requires no electrical or air hook-ups
- Large capacity in small foot print
- Flexible mounting options (horizontal or vertical)
- Cost effective high flow filtration
- Incorporated drain plugs facilitate clean servicing
- Comes shipped in reusable trunk

APPLICATIONS

- Particulate & water removal for bulk fluid applications
- High flow transfer into or out of tanks and dispensing
- Suitable for high viscosity oils
- Inline industrial filtration of gear oils and lubricants
- Kidney loop applications
- Suitable for underground mining applications (No external aluminium components)

DIMENSIONS




INSTALLATION

- Up to 4 filter orifices may be blocked off using blanking plates to enable flush configuration (sold separately)
- Install filter manifolds per local codes and regulations
- Install on pressure side of pump with arrows pointing in direction of flow
- Mounting configuration may be horizontal or vertical
- Allow 23.14" / 588 mm clearance from the top of the flange
- Mount assembly on each 4" ASA 150 flanges with 8 x nuts, bolts and washers along with 4" gasket on sealing face.
- All nuts and bolts securing flanges to existing pipework are correctly fastened.
- Ensure o' rings are present on the threaded spigots
- Install new filters on heads by spinning clockwise, tighten 1/2 turn after filter seats in gasket
- Filter blanking plates with part no. 1Kdff1005 to be installed on any unused spigots prior to operation.
- Ensure all drain valves & plugs are securely fastened and closed shut.
- At start up bleed the system for elimination of trapped air. Anticlockwise to open the bleed valve and the valve will move downward. Clockwise to close the valve and valve will move upward.
- Can be used with the filter elements stated below with the following operating specifications:
 Operating Pressure = 350 PSI / 24.1 Bar
 Rated Static Burst = 800 PSI / 55.2 Bar
 Maximum Flowrate = 246 lpm

New Part Number	Old Part Number	Typical Fluid Applications	Target ISO Cleanliness	ISO Filter Efficiency
DBB8664	P568664	Engine and Gear Oil	18/16/13	25 micron @Beta 2000
DBB8665	P568665	Transmission and Hydraulic Oil	16/14/11	7 micron @Beta 2000
DBB8666	P568666	All Fuels (D.E.R.T)	14/13/11	4 micron @Beta 2000
DBB8777	P575483	All Fuels (D.E.R.T)	16/14/11	7 micron @Beta 2000
DBB0248	P570248	Water Absorbing for Ethanol- Free Fluids	Not Applicable	20 micron @Beta 2000

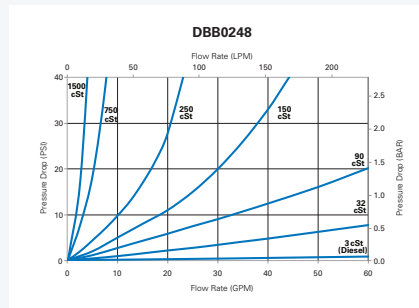
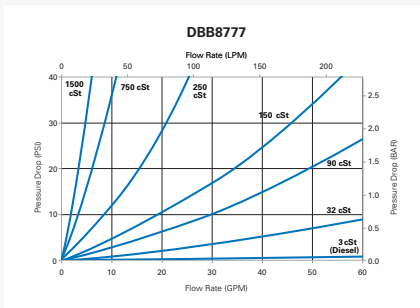
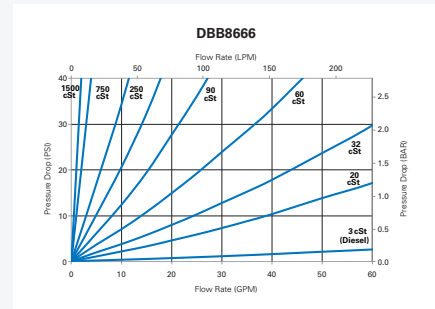
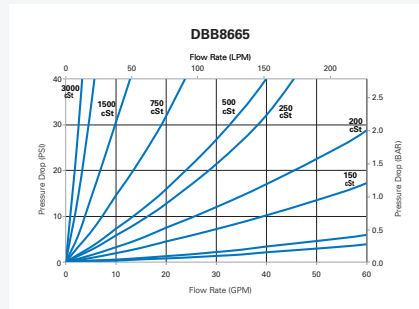
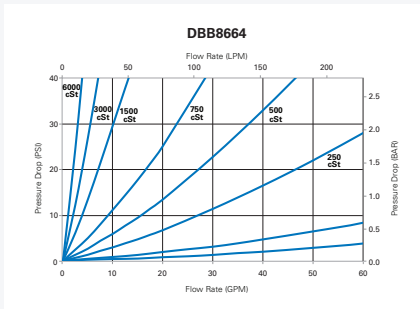
DERT® - DONALDSON ELECTROSTATIC REDUCTION TECHNOLOGY



**Electrostatic
Damage**

Donaldson Blue bulk fluid filters incorporates our best technology and construction to handle all fuels and lubricants in all operating environments. Donaldson Electrostatic Reduction Technology (D.E.R.T.™) prevents filter media damage from electrostatic discharge. Epoxy is used in filter construction for increased fluid compatibility.

FLOW RATES AND PRESSURE DROP FOR THE REPLACEMENT FILTERS



REPLACEMENT PARTS & SERVICE

- Service filter when flow slows or a differential pressure of 50psi / 3.4Bar is reached
- Isolate manifold ensuring all isolating valves are closed prior to filter removal
- Relieve pressure and drain fluid from the system utilising the bleed valve prior to removing old filters
- Ensure proper containment for servicing filters (drip pan or other)
- Turn filters anti-clockwise to remove from manifold
- When servicing, change all filters with all replacement filters being identical
- Install new filters on heads by spinning clockwise, tighten 1/2 turn after filter seats in gasket
- Open the isolating valves
- Bleed the system for elimination of trapped air.
- Dispose of used filters appropriately



Donaldson
FILTRATION SOLUTIONS

ACHIEVE MORE.

Visit shop.donaldson.com
for your own Clean Solutions.

+27 (0) 11 997 6000
SAmarketing@Donaldson.com
www.donaldson.co.za